

S46HR1C1 HONDA CRF 250 L

HO 4290

Spare Parts List



SAFETY PRECAUTIONS

Warning!

The shock absorber/front fork/steering damper is an important part of the vehicle and will affect the stability.

Warning!

After installing the Öhlins product, take a test ride at low speed to make sure your vehicle has maintained stability.

Warning!

Some of Öhlins products contain pressurized nitrogen gas (N₂). Do not open, service or modify pressurized products without proper education (approved Öhlins dealer/distributor) and proper tools.

Note!

Read and ensure you understand the information in this manual and other technical documents provided by Öhlins, before you use the product.

Note!

Öhlins Racing AB can not be held responsible for any damage to the shock absorber/front fork/steering damper, vehicle, other property or injury to persons, if the instructions for mounting, usage and maintenance are not obeyed.

Warning!

If the suspension makes an abnormal noise, or the function is irregular, or if you notice any leakage from the product, stop the vehicle immediately and return the product to an Öhlins Service Centre.

Warning!

The product warranty shall only apply if the product has been operated and maintained in accordance with recommendations in this manual. If you have any questions regarding usage, service, inspection and/or maintenance contact Öhlins.

Note!

When working with the Öhlins product, read the Vehicle Service Manual.

Warning!

This product was developed and designed exclusively for a specific vehicle model and shall only be installed on the intended vehicle model in its original condition as delivered from the vehicle manufacturer.

SAFETY SYMBOLS

In this manual, mounting instructions and other technical documents, important information concerning safety is distinguished by the following symbols:



The Safety Alert Symbol means: Warning! Your safety is involved.

Warning!

The Warning Symbol means: Failure to follow warning instructions can result in severe or fatal injury to anyone working with, inspecting or using the shock absorber, or to bystanders.

Caution!

The Caution Symbol means: Special precautions must be taken to avoid damage to the shock absorber.

Note!

The Note Symbol indicates information that is important regarding procedures.

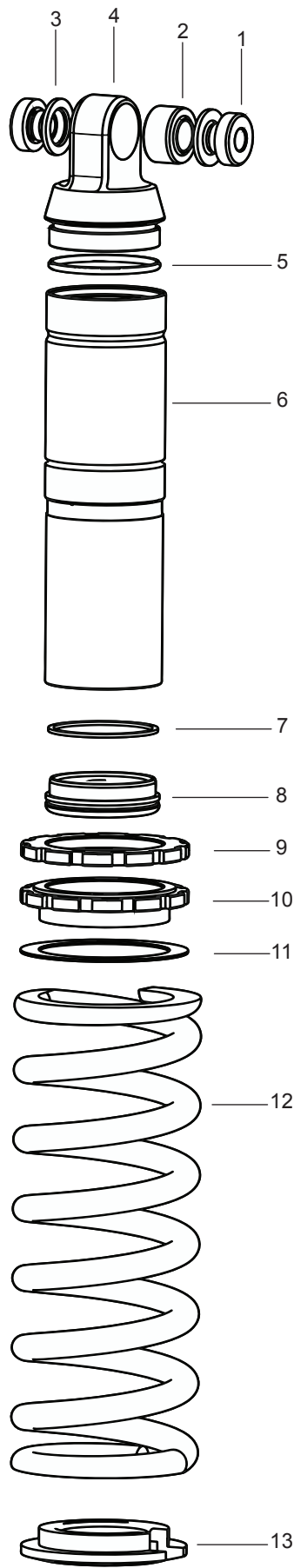
© Öhlins Asia Co.Ltd. All rights reserved.

Any reprinting or unauthorized use without the written permission of Öhlins Asia Co.,Ltd is prohibited.

Contents

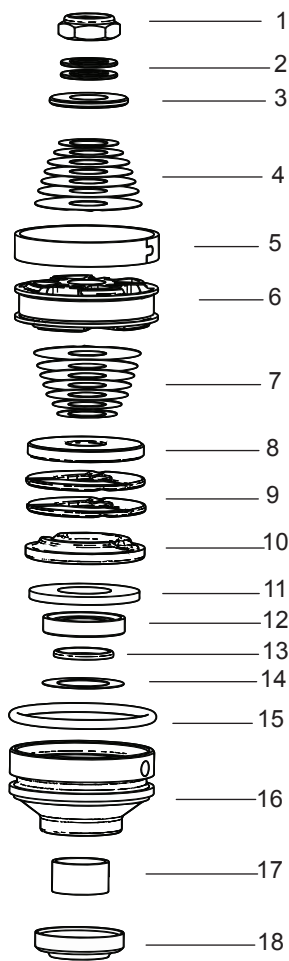
Figure 1 - Body assy	3
Figure 2 - Damping assy+Seal head assy.....	4
Figure 3 - Shaft assy	5
Figure 4 - Reservoir assy	6
Figure 5 - Compression valve assy	7

Figure 1 - Body assy



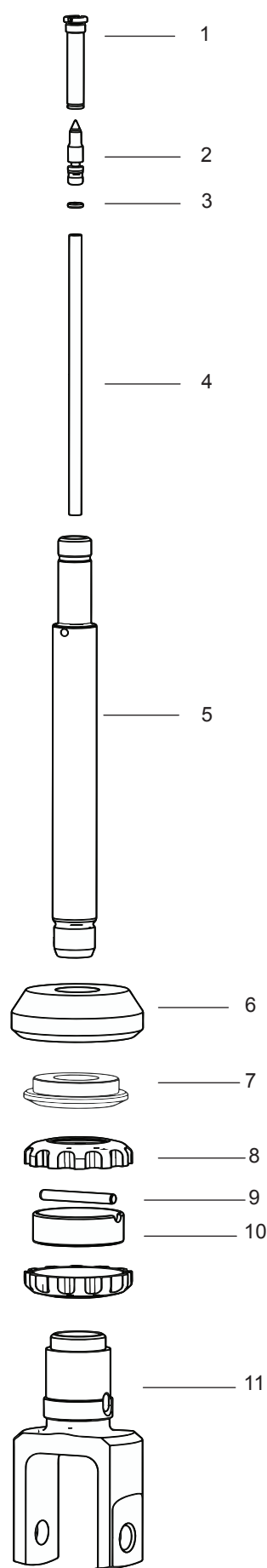
Pos	Part No	Pcs	Description	Notes
1-1	01218-12	2	Spacer, ball joint	
1-2	00536-13	1	Ball joint	
1-3	00338-25	2	O-ring	
1-4	61282-03	1	Cylinder head	
1-5	00338-32	1	O-ring	
1-6	04211-06	1	Cylinder tube	
1-7	00575-01	1	Circlip	
1-8	61065-31	1	End cap	
1-9	60532-01	1	Lock nut	
1-10	60531-01	1	Spring platform	
1-11	00543-01	1	Washer	
1-12	60011-36	1	Spring	
1-13	00516-01	1	Spring clip	

Figure 2 - Damping assy+Seal head assy



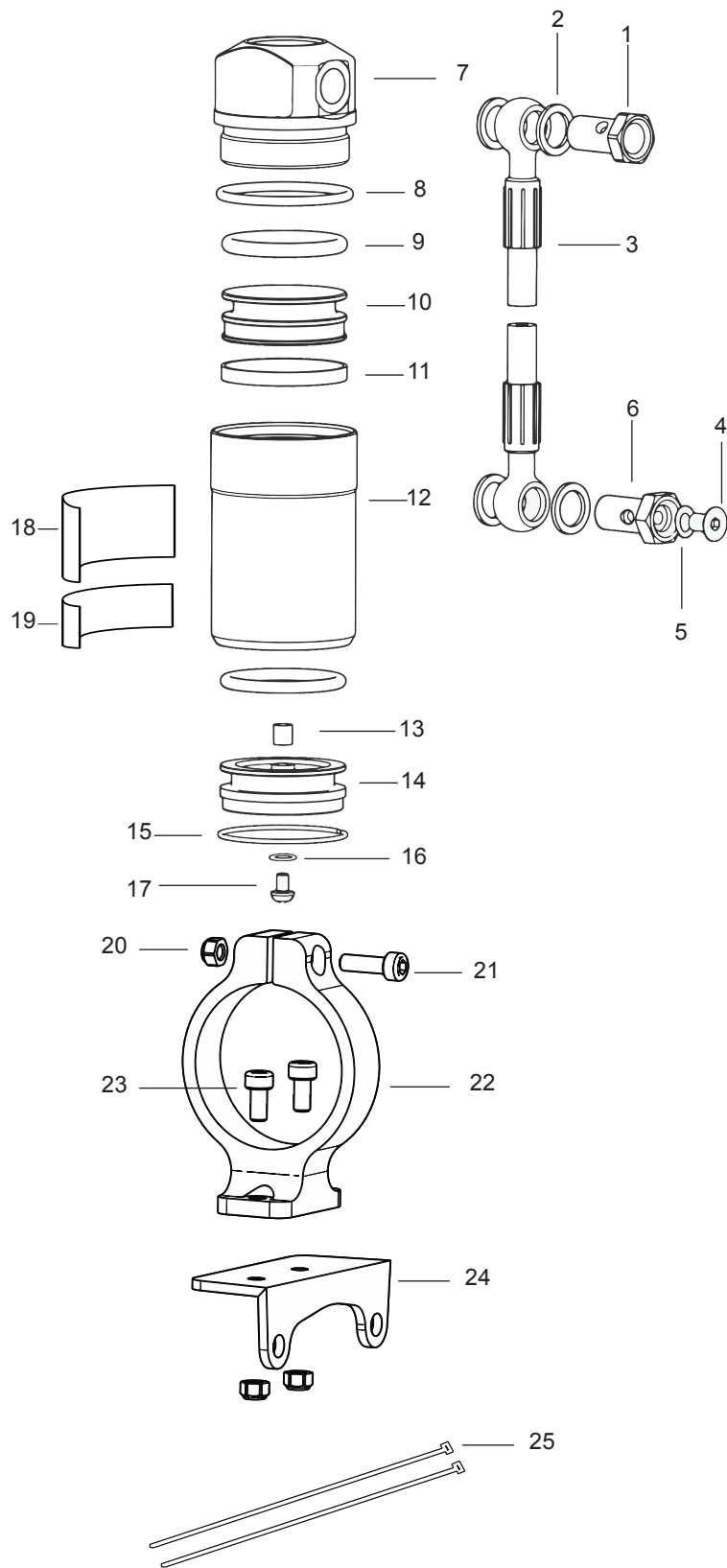
Pos	Part No	Pcs	Description	Notes
2-1	00539-01	1	Lock nut	
2-2	00578-01	1	Washer	
2-3	00519-05	1	Stop washer	
2-4	-	-	Reb. Shim	See spec.
2-5	00541-01	1	Piston ring	
2-6	03366-40	1	Piston	
2-7	-	-	Comp.Shim	See spec.
2-8	01069-02	2	Spacer	
2-9	00519-04	1	Stop washer	
2-10	03067-03	1	Stop rubber	
2-11	04752-03	1	Washer	
2-12	04717-03	1	Seal	
2-13	01032-23	1	Back-up ring	
2-14	04729-04	1	Shim	
2-15	00338-46	1	O-ring	
2-16	65122-06	1	Seal head	
2-17	01056-14	1	Bushing	
2-18	01031-02	1	Scraper	

Figure 3 - Shaft assy



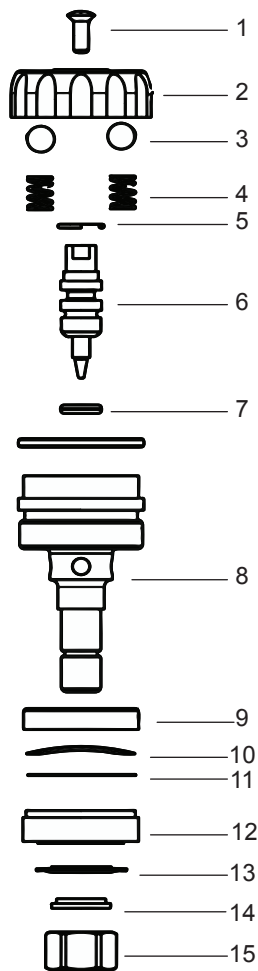
Pos	Part No	Pcs	Description	Notes
4-1	05621-04	1	Shaft jet	
4-2	05655-04	1	Adj.needle	
4-3	00338-14	1	O-ring	
4-4	00566-48	1	Adj.shaft	
4-5	65500-08	1	Shaft	
4-6	00563-02	1	Bump rubber	
4-7	61017-01	1	Stop washer	
4-8	01016-01	2	Seal rebound adj.	
4-9	01030-01	1	Pin	
4-10	01128-01	1	Adj.knob	
4-11	01052-05	1	End bracket	

Figure 4 - Reservoir assy



Pos	Part No	Pcs	Description	Notes
5-1	00631-01	1	Banjo bolt	
5-2	00586-01	4	Seal washer	
5-3	00637-31	1	Hose	
5-4	00382-07	1	Screw	
5-5	00438-33	1	O-ring	
5-6	00631-02	1	Banjo bolt	
5-7	00862-02	1	Reservoir end	
5-8	00338-24	1	O-ring	
5-9	00338-04	2	O-ring	
5-10	00305-01	1	Reservoir piston	
5-11	00340-01	1	Teflon band	
5-12	60302-02	1	Reservoir	
5-13	00604-01	1	Rubber valve	
5-14	00561-03	1	Reservoir end cap	
5-15	00329-01	1	Circlip	
5-16	00338-59	1	O-ring	
5-17	01050-01	1	Screw	
5-18	60191-10	1	Sticker Öhlins	
5-19	00196-01	1	Sticker Warning	
5-20	00430-04	3	Nut	
5-21	01046-55	1	Screw	
5-22	05378-10	1	Reservoir bracket	
5-23	01046-34	2	Screw	
5-24	60006-02	1	Bracket, Reservoir	
5-25	60231-01	2	Tie-rop	

Figure 5 - Compression valve assy



Pos	Part No	Pcs	Description	Notes
2-1	00828-01	1	Screw	
2-2	00820-02	1	Knob comp. adj.	
2-3	00884-07	2	ball	
2-4	00833-01	2	Spring	
2-5	01473-06	1	Circlip	
2-6	01242-06	1	Adj.needle	
2-7	00338-79	1	O-ring	
2-8	00338-27	1	O-ring	
2-9	01243-08	1	End piece	
2-10	01247-01	1	Check valve	
2-11	01246-01	1	Wave washer	
2-12	01245-01	1	Check valve	
2-13	01244-07	1	Valve comp.	
2-14	-	1	Shim stack	See spec.
2-15	00641-01	1	Washer	
2-16	00430-07	1	Nut	

Your Öhlins retailer:



Öhlins Asia Co.,Ltd
700/937 Moo5, Nongkhaka,
Phanthong, Chonburi 20160
Thailand

Phone: +66 (0)38 212 291-6
Fax: +66 (0)38 212 297
www.ohlins.com



www.ohlins.com