

Shock absorber Honda CT125

HO 029

Spare Parts List

SAFETY PRECAUTIONS

⚠ Warning!

The shock absorber/front fork/steering damper is an important part of the vehicle and will affect the stability.

⚠ Warning!

After installing the Öhlins product, take a test ride at low speed to make sure your vehicle has maintained stability.

⚠ Warning!

Some of Öhlins products contain pressurized nitrogen gas (N₂). Do not open, service or modify pressurized products without proper education (approved Öhlins dealer/distributor) and proper tools.

👁 Note!

Read and ensure you understand the information in this manual and other technical documents provided by Öhlins, before you use the product.

👁 Note!

Öhlins Racing AB can not be held responsible for any damage to the shock absorber/front fork/steering damper, vehicle, other property or injury to persons, if the instructions for mounting, usage and maintenance are not obeyed.

⚠ Warning!

If the suspension makes an abnormal noise, or the function is irregular, or if you notice any leakage from the product, stop the vehicle immediately and return the product to an Öhlins Service Centre.

⚠ Warning!

The product warranty shall only apply if the product has been operated and maintained in accordance with recommendations in this manual. If you have any questions regarding usage, service, inspection and/or maintenance contact Öhlins.

👁 Note!

When working with the Öhlins product, read the Vehicle Service Manual.

⚠ Warning!

This product was developed and designed exclusively for a specific vehicle model and shall only be installed on the intended vehicle model in its original condition as delivered from the vehicle manufacturer.

Contents

Figure 1 - Body	3
Figure 2 - Shaft and piston	4
Figure 3 - Dividing piston	5

SAFETY SYMBOLS

In this manual, mounting instructions and other technical documents, important information concerning safety is distinguished by the following symbols:



The Safety Alert Symbol means: Warning! Your safety is involved.

⚠ Warning!

The Warning Symbol means: Failure to follow warning instructions can result in severe or fatal injury to anyone working with, inspecting or using the shock absorber, or to bystanders.

👉 Caution!

The Caution Symbol means: Special precautions must be taken to avoid damage to the shock absorber.

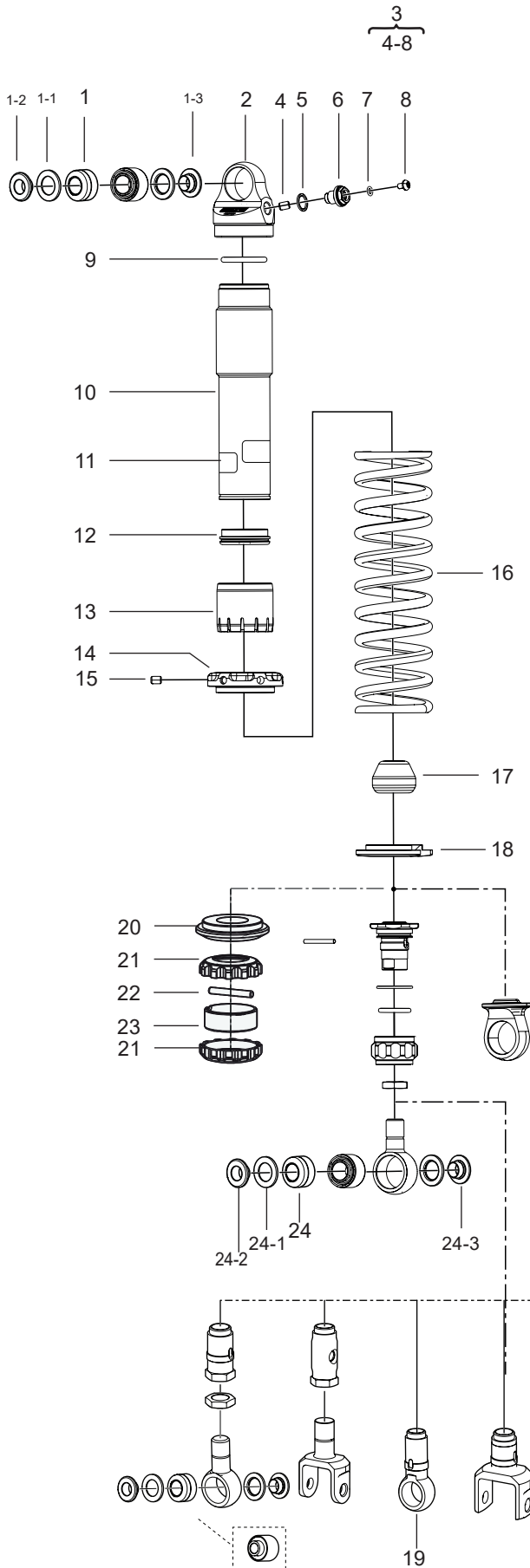
👁 Note!

The Note Symbol indicates information that is important regarding procedures.

© Öhlins Racing AB. All rights reserved.

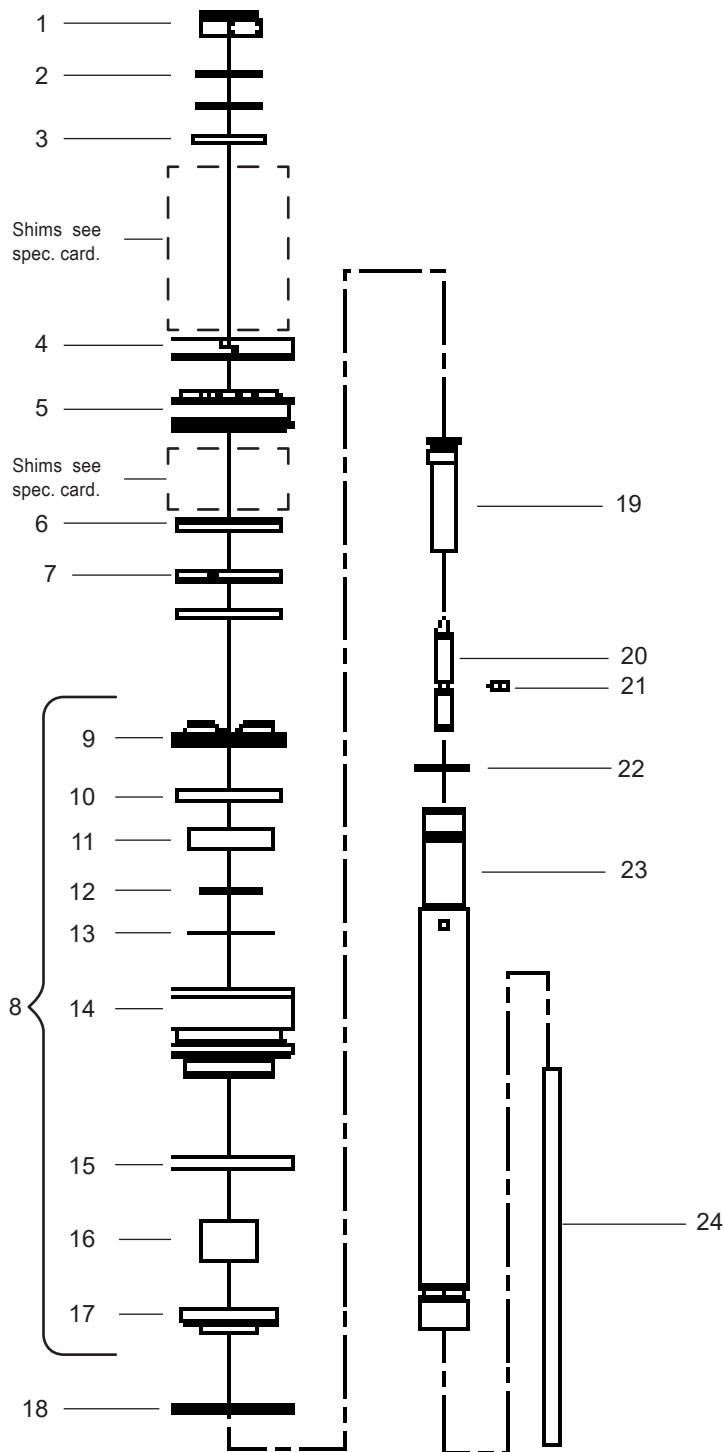
Any reprinting or unauthorized use without the written permission of Öhlins Racing AB is prohibited.

Figure 1 - Body



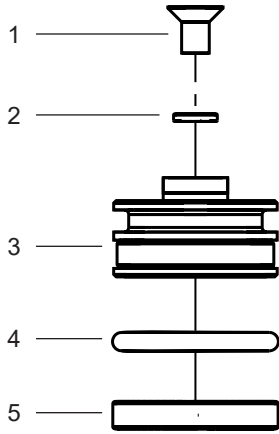
Pos	Part No	Pcs	Description	Notes
1	00536-13	1	Ball joint	
1-1	00534-01	2	Seal ball joint	
1-2	01218-37	1	Spacer 12x20	
1-3	01218-01	1	Spacer 12x24	
2	00201-047	1	Cylinder head	
3	00603-83		Valve assy	
4	00604-01	1	Rubber valve	
5	00338-07	1	O-ring 10.82x1.78	
6	00605-03	1	Valve M4	
7	00338-59	1	O-ring 4.5x1.5	
8	01050-01	1	Screw	
9	00338-02	1	O-ring 38x2.5	
10	67300-16	1	Cylinder tube 36/165	
11	00196-01	1	Sticker "Warning"	
12	63065-02	1	End cap 36/14 clear	
13	00417-02	1	Support sleeve	
14	03251-01	1	Spring adjuster	
15	05410-02	1	Stop screw nylon	
16	60360-03	1	Spring	
16	60360-13	1	Spring (Black)	Alternative
17	03063-01	1	Bump rubber	
18	65102-01	1	Spring clip	
19	21154-03	1	End eye 14/75/26	
20	63117-01	1	Stop washer	
21	01016-01	2	Seal rebound adjuster	
22	01030-01	2	Pin	
23	01128-01	2	Adjustment knob	
24	00536-13	1	Ball joint	
24-1	00534-01	1	Seal ball joint	
24-2	01218-42	1	Spacer 10x19	
24-3	01218-22	1	Spacer 10x24	

Figure 2 - Shaft and piston



Pos	Part No	Pcs	Description	Notes
1	00539-01	1	Lock nut	
2	00578-01	1	Washer	
3	00519-07	1	Stop washer	
4	03078-01	1	Piston ring	
5	03377-45	1	Piston	
6	03068-03	1	Stop washer	
7	03269-03	1	Spacer 3mm	
7	03269-02	2	Spacer 2mm	
8	03164-08	1	Seal head assy	
9	03067-02	1	Stop rubber	
10	04752-02	1	Washer	
11	04717-02	1	Seal	
12	01032-09	1	Backup ring	
13	04729-02	1	Shim	
14	63064-03	1	Seal head	
15	00338-09	1	O-ring	
16	01056-12	1	Bushing	
17	03070-05	1	Scraper	
18	00128-01	1	Circlip	
19	01021-03	1	Shaft jet bleed 4.0	
20	01055-03	1	Adjust. needle dia 4.0	
21	00338-14	1	O-ring	
22	00436-01	1	Circlip	
23	03062-21	1	Shaft 14/180	
24	00566-52	1	Adj. shaft 126.5	

Figure 3 - Dividing piston



Pos	Part No	Pcs	Description	Notes
1	00382-26	1	Screw	
2	00338-01	1	O-ring	
3	00305-04	1	Dividing piston	
4	00338-28	1	O-ring	
5	03078-01	1	Piston ring	

Your Öhlins retailer:

Öhlins Asia Co.,Ltd
700/937 Moo5, Nongkhaka,
Phanthong Chonburi 20160
Thailand

Phone: +66 (0)38 212 291-6
Fax: +66 (0)38 212 297
www.ohlins.com



www.ohlins.com