

Shock absorber S36DR1L Harley Davidson Sportster

HD 8162

Spare Parts List



SAFETY PRECAUTIONS

⚠ Warning!

The shock absorber/front fork/steering damper is an important part of the vehicle and will affect the stability.

⚠ Warning!

After installing the Öhlins product, take a test ride at low speed to make sure your vehicle has maintained stability.

⚠ Warning!

Some of Öhlins products contain pressurized nitrogen gas (N₂). Do not open, service or modify pressurized products without proper education (approved Öhlins dealer/distributor) and proper tools.

👁 Note!

Read and ensure you understand the information in this manual and other technical documents provided by Öhlins, before you use the product.

👁 Note!

Öhlins Racing AB can not be held responsible for any damage to the shock absorber/front fork/steering damper, vehicle, other property or injury to persons, if the instructions for mounting, usage and maintenance are not obeyed.

⚠ Warning!

If the suspension makes an abnormal noise, or the function is irregular, or if you notice any leakage from the product, stop the vehicle immediately and return the product to an Öhlins Service Centre.

⚠ Warning!

The product warranty shall only apply if the product has been operated and maintained in accordance with recommendations in this manual. If you have any questions regarding usage, service, inspection and/or maintenance contact Öhlins.

👁 Note!

When working with the Öhlins product, read the Vehicle Service Manual.

⚠ Warning!

This product was developed and designed exclusively for a specific vehicle model and shall only be installed on the intended vehicle model in its original condition as delivered from the vehicle manufacturer.

Contents

Figure 1 - Body	3
Figure 2 - Shaft and piston	4
Figure 3 - Dividing piston	5

SAFETY SYMBOLS

In this manual, mounting instructions and other technical documents, important information concerning safety is distinguished by the following symbols:



The Safety Alert Symbol means: Warning! Your safety is involved.

⚠ Warning!

The Warning Symbol means: Failure to follow warning instructions can result in severe or fatal injury to anyone working with, inspecting or using the shock absorber, or to bystanders.

👉 Caution!

The Caution Symbol means: Special precautions must be taken to avoid damage to the shock absorber.

👁 Note!

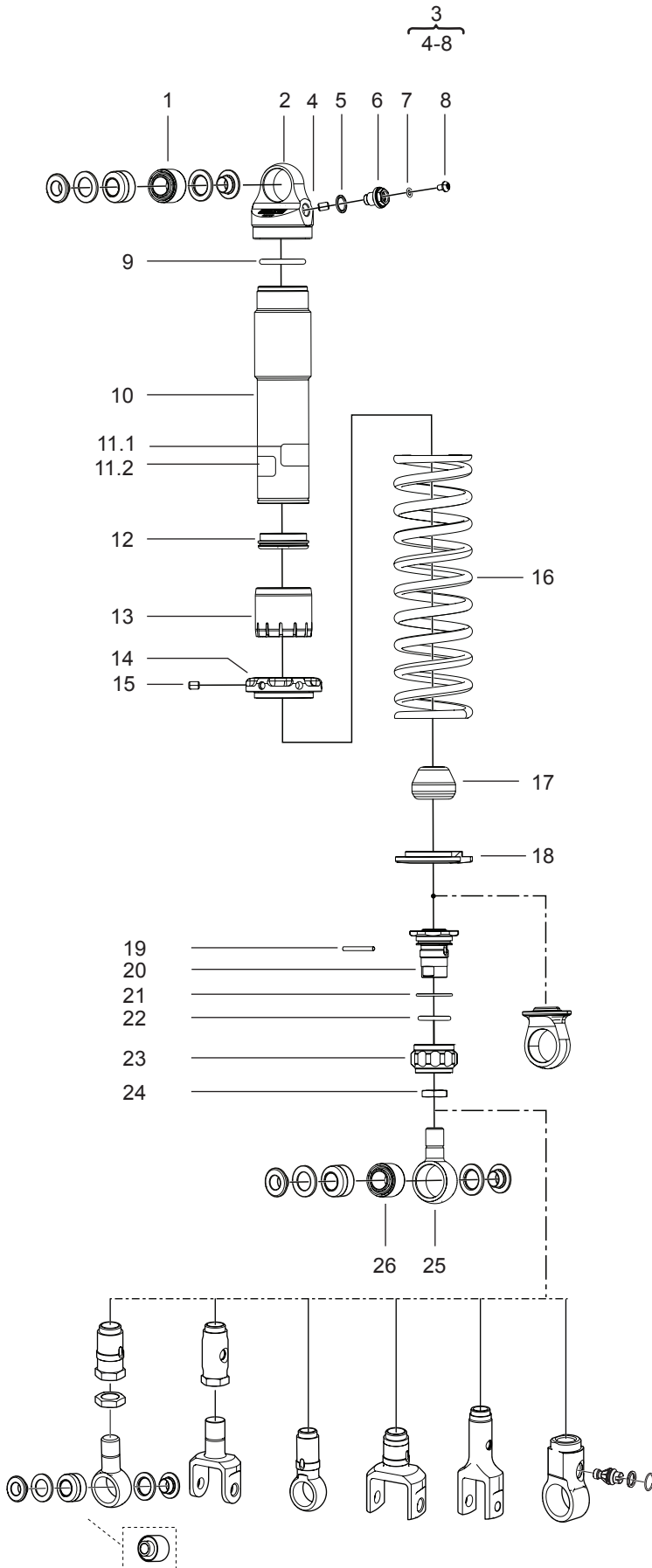
The Note Symbol indicates information that is important regarding procedures.

© Öhlins Racing AB. All rights reserved.

Any reprinting or unauthorized use without the written permission of Öhlins Racing AB is prohibited.

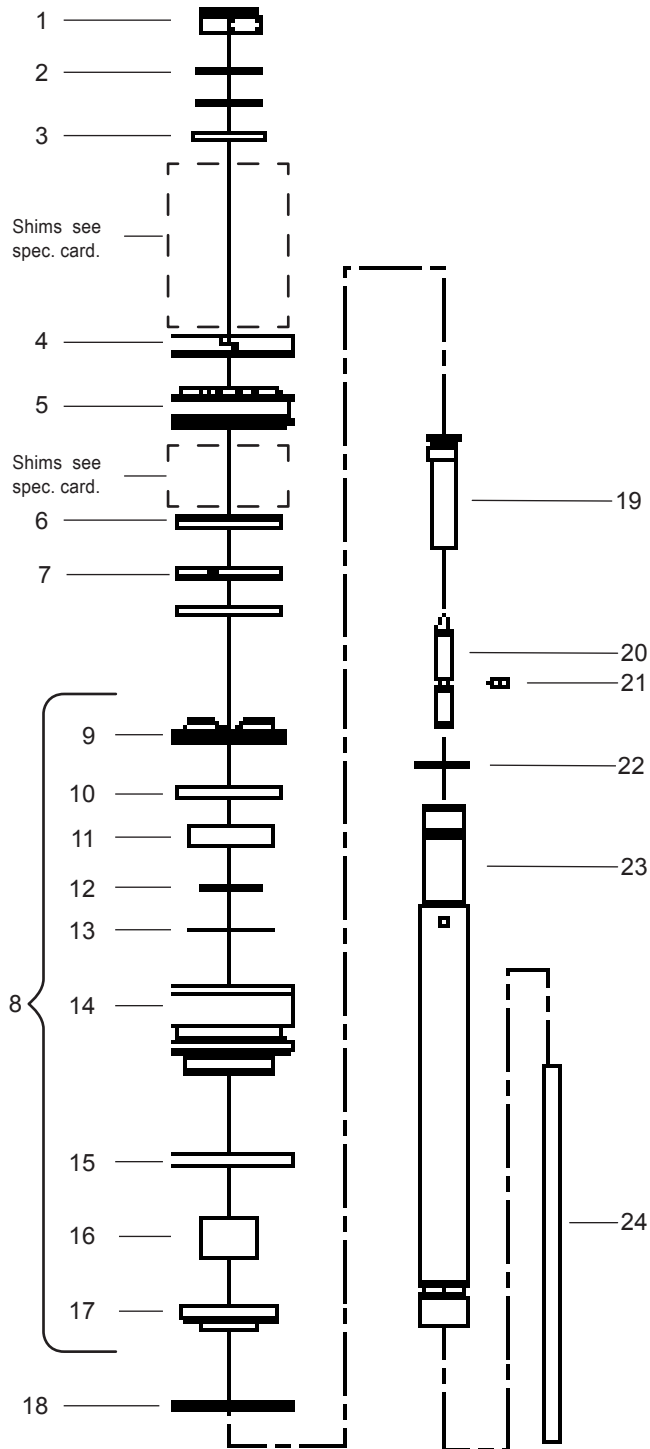
HD 8162

Figure 1 - Body



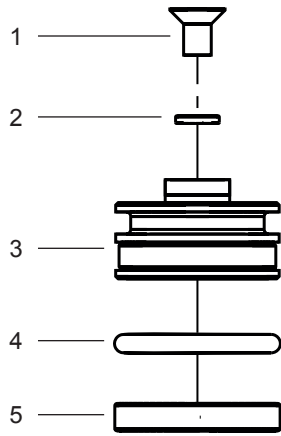
Pos	Part No	Pcs	Description	Notes
1-1	00124-15	1	Rubber bushing	
1-2	00201-029	1	Cylinder head Black	
1-3	00603-83	1	Valve assy	
1-4	00604-01	1	Rubber valve	
1-5	00338-07	1	O-ring	
1-6	00605-03	1	Valve M4	
1-7	00338-59	1	O-ring	
1-8	01050-01	1	Screw	
1-9	00338-02	1	O-ring	
1-10	67300-15	1	Cylinder tube Black	
1-11.1	60191-14	1	Sticker Öhlins	
1-11.2	00196-01	1	Sticker Warning	
1-12	63065-02	1	End cap 36/14 black	
1-13	00417-02	1	Support sleeve,	
1-14	03251-02	1	Spring adjuster black	
1-15	05410-02	1	Stop screw	
1-16	66422-032	1	Spring	
1-17	03063-01	1	Bump rubber	
1-18	00116-07	1	Spring clip, black	
1-19	01030-07	1	Pin 3x28	
1-20	03058-01	1	Shaft extension	
1-21	00338-83	1	O-ring 24x2	
1-22	00338-25	1	O-ring 19.2x3	
1-23	03057-01	1	Adjustment knob	
1-24	03059-01	1	Nut M14x1/5, black	
1-25	03061-12	1	End eye, black	
1-26	60124-17	1	Rubber bushing	

Figure 2 - Shaft and piston



Pos	Part No	Pcs	Description	Notes
2-1	00539-01	1	Lock nut	
2-2	00578-01	1	Washer	
2-3	00519-07	1	Stop washer	
2-4	03078-01	1	Piston ring	
2-5	03377-40	1	Piston	
2-6	03068-01	1	Valve stop	
2-7	03069-02	1	Spacer 2 mm	
2-8	03164-08	1	Seal head assy	
2-9	03067-02	1	Stop rubber	
2-10	04752-02	1	Washer	
2-11	04717-02	1	Seal	
2-12	01032-09	1	Backup ring	
2-13	04729-02	1	Shim	
2-14	63064-03	1	Seal head	
2-15	00338-09	1	O-ring	
2-16	01056-12	1	Bushing	
2-17	03070-05	1	Scraper	
2-18	00128-01	1	Circlip	
2-19	01021-03	1	Shaft jet bleed 4.0	
2-20	01055-03	1	Adjust. needle dia 4.0	
2-21	00338-14	1	O-ring	
2-22	00436-01	1	Circlip	
2-23	03062-09	1	Shaft	
2-24	03566-30	1	Adj.shaft	

Figure 3 - Dividing piston



Pos	Part No	Pcs	Description	Notes
3-1	00382-26	1	Screw	
3-2	00338-01	1	O-ring	
3-3	00305-04	1	Dividing piston	
3-4	00338-28	1	O-ring	
3-5	03078-01	1	Piston ring	

Your Öhlins retailer:

Öhlins Asia Co.,Ltd
700/937 Moo5, Nongkhaka,
Phanthong Chonburi 20160
Thailand

Phone: +66 (0)38 212 291-6
Fax: +66 (0)38 212 297
www.ohlins.com



www.ohlins.com