

*Front Fork Cartridge kit for Yamaha MT-07 XSR700*

## ***FKS 2040***

*Spare Parts List Work Shop Manual*



## Safety precautions

### General Warnings

**Note!**

The shock absorber/front fork/steering damper is an important part of the vehicle and will affect the stability.

**Note!**

Read and ensure you understand the information in this manual and other technical documents provided by Öhlins, before using the product.

**Note!**

Öhlins Racing AB can not be held responsible for any damage to the shock absorber/front fork/steering damper, vehicle, other property or injury to persons, if the instructions for mounting, usage and maintenance are not followed exactly.

**Warning!**

After installing the Öhlins product, take a test ride at low speed to ensure your vehicle has maintained stability.

**Warning!**

If the suspension makes an abnormal noise, or the function is irregular, or if you notice any leakage from the product, stop the vehicle immediately and return the product to an Öhlins Service Centre.

**Warning!**

The product warranty shall only apply if the product has been operated and maintained in accordance with recommendations in this manual. If you have any questions regarding usage, service, inspection and/or maintenance please contact Öhlins.

**Warning!**

This product was developed and designed exclusively for a specific vehicle model and shall only be installed on the intended vehicle model in its original condition as delivered from the vehicle manufacturer.

**Note!**

When working with the Öhlins product, read the Vehicle Service Manual.

### Tools

Torque, threadlocker and grease apply to both cartridges.

Special tools:

- 01791-23 Threadlocker Loctite 6300 (50 ml)
- 00146-01/02 Grease (100 g/400 g)
- 00727-13 Clamp (Shaft / Cylinder tube)
- 00727-05 Clamp (Adaptor)

### SAFETY SYMBOLS

In this manual, mounting instructions and other technical documents, important information concerning safety is distinguished by the following symbols:



The Safety Alert Symbol means: Warning! Your safety is involved.

**Warning!**

The Warning Symbol means: Failure to follow warning instructions can result in severe or fatal injury to anyone working with, inspecting or using the shock absorber, or to bystanders.

**Caution!**

The Caution Symbol means: Special precautions must be taken to avoid damage to the shock absorber.

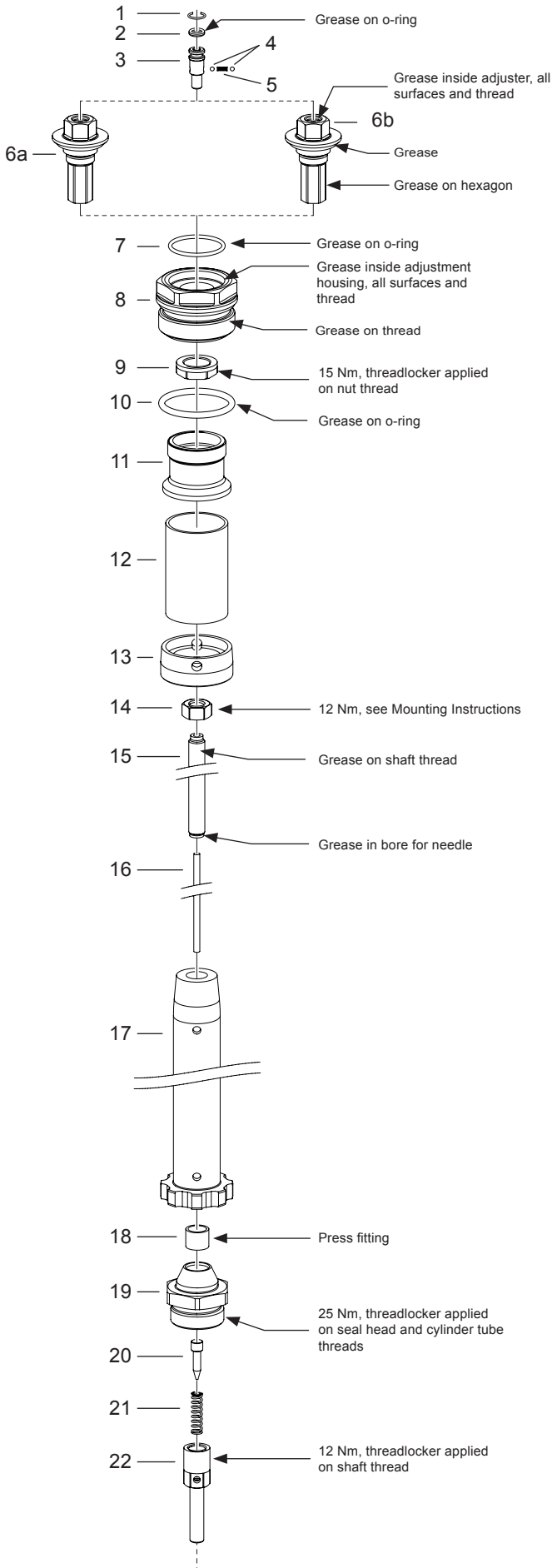
**Note!**

The Note Symbol indicates information that is important regarding procedures.

© Öhlins Racing AB. All rights reserved.

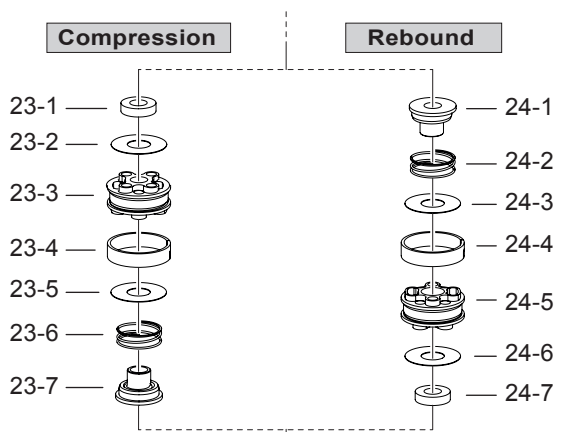
Any reprinting or unauthorized use without the written permission of Öhlins Racing AB is prohibited.

# FKS 2040

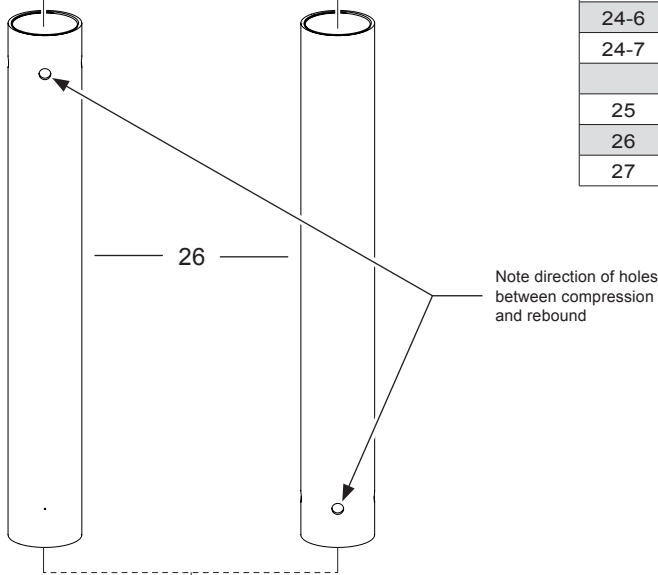


| Pos | Part no  | Pcs | Description          | Notes |
|-----|----------|-----|----------------------|-------|
| 1   | 01473-01 | 2   | Circlip              |       |
| 2   | 00577-01 | 2   | O-ring               |       |
| 3   | 21819-01 | 2   | Adjustment screw     |       |
| 4   | 00884-04 | 4   | Ball                 |       |
| 5   | 01474-01 | 2   | Spring               |       |
| 6a  | 21905-01 | 1   | Adjuster compression |       |
| 6b  | 21905-02 | 1   | Adjuster rebound     |       |
| 7   | 00338-83 | 2   | O-ring               |       |
| 8   | 21907-03 | 2   | Adjustment housing   |       |
| 9   | 21903-01 | 2   | Nut                  |       |
| 10  | 00638-96 | 2   | O-ring               |       |
| 11  | 21906-02 | 2   | Preload socket       |       |
| 12  | 01460-81 | 2   | Preload tube         |       |
| 13  | 21919-01 | 2   | Guide ring           |       |
| 14  | 00437-09 | 2   | Nut                  |       |
| 15  | 21812-05 | 2   | Shaft                |       |
| 16  | 15412-13 | 2   | Adjustment rod       |       |
| 17  | 21916-01 | 2   | Guide sleeve         |       |
| 18  | 01056-09 | 2   | Bushing              |       |
| 19  | 21817-01 | 2   | Seal head            |       |
| 20  | 21813-15 | 2   | Needle               |       |
| 21  | 04727-09 | 2   | Spring               |       |
| 22  | 01654-14 | 2   | Piston holder        |       |

# FKS 2040



25 — 4.5 Nm, oil on piston holder thread and nut flange



27 — 25 Nm, threadlocker applied on adaptor and cylinder tube threads

| Pos                   | Part no  | Pcs | Description   | Notes          |
|-----------------------|----------|-----|---------------|----------------|
| <b>23 Compression</b> |          |     |               |                |
| 23-1                  | 21816-12 | 1   | Washer        |                |
| 23-2                  | -        | -   | Shim stack    | See spec. card |
| 23-3                  | 21815-01 | 1   | Piston        |                |
| 23-4                  | 15409-01 | 1   | Piston ring   |                |
| 23-5                  | 00186-19 | 1   | Shims         |                |
| 23-6                  | 01693-02 | 1   | Spring        |                |
| 23-7                  | 21814-01 | 1   | Spring collar |                |
| <b>24 Rebound</b>     |          |     |               |                |
| 24-1                  | 21814-01 | 1   | Spring collar |                |
| 24-2                  | 01693-02 | 1   | Spring        |                |
| 24-3                  | 00186-19 | 1   | Shims         |                |
| 24-4                  | 15409-01 | 1   | Piston ring   |                |
| 24-5                  | 21815-01 | 1   | Piston        |                |
| 24-6                  | -        | 1   | Shim stack    | See spec. card |
| 24-7                  | 21816-12 | 1   | Washer        |                |
| 25                    | 15421-01 | 2   | Lock nut      |                |
| 26                    | 21818-01 | 2   | Cylinder tube |                |
| 27                    | 21904-03 | 2   | Adaptor       |                |

Your Öhlins retailer:

Öhlins Racing AB  
Box 722  
SE-194 27, Upplands Väsby  
Sweden

Phone: +46 (0)8 590 025 00  
Fax: +46 (0)8 590 025 80  
[www.ohlins.com](http://www.ohlins.com)



[www.ohlins.com](http://www.ohlins.com)