

*Suzuki GSX-R 1000 (Showa)*

# ***FKR 1180***

*Spare Parts List Workshop Manual*



## SAFETY PRECAUTIONS

### **⚠ Warning!**

The shock absorber/front fork/steering damper is an important part of the vehicle and will affect the stability.

### **⚠ Warning!**

After installing the Öhlins product, take a test ride at low speed to make sure your vehicle has maintained stability.

### **⚠ Warning!**

Some of Öhlins products contain pressurized nitrogen gas (N<sub>2</sub>). Do not open, service or modify pressurized products without proper education (approved Öhlins dealer/distributor) and proper tools.

### **👁 Note!**

Read and ensure you understand the information in this manual and other technical documents provided by Öhlins, before you use the product.

### **👁 Note!**

Öhlins Racing AB can not be held responsible for any damage to the shock absorber/front fork/steering damper, vehicle, other property or injury to persons, if the instructions for mounting, usage and maintenance are not obeyed.

### **⚠ Warning!**

If the suspension makes an abnormal noise, or the function is irregular, or if you notice any leakage from the product, stop the vehicle immediately and return the product to an Öhlins Service Centre.

### **⚠ Warning!**

The product warranty shall only apply if the product has been operated and maintained in accordance with recommendations in this manual. If you have any questions regarding usage, service, inspection and/or maintenance contact Öhlins.

### **👁 Note!**

When working with the Öhlins product, read the Vehicle Service Manual.

### **⚠ Warning!**

This product was developed and designed exclusively for a specific vehicle model and shall only be installed on the intended vehicle model in its original condition as delivered from the vehicle manufacturer.

## Contents

Figure 1 - Top cap .....	3
Figure 2 - Shaft assembly .....	4
Figure 3 - Seal head and piston assembly .....	5
Figure 4 - Cylinder tube assembly .....	6

## SAFETY SYMBOLS

In this manual, mounting instructions and other technical documents, important information concerning safety is distinguished by the following symbols:



The Safety Alert Symbol means: Warning! Your safety is involved.

### **⚠ Warning!**

The Warning Symbol means: Failure to follow warning instructions can result in severe or fatal injury to anyone working with, inspecting or using the shock absorber, or to bystanders.

### **🚫 Caution!**

The Caution Symbol means: Special precautions must be taken to avoid damage to the shock absorber.

### **👁 Note!**

The Note Symbol indicates information that is important regarding procedures.

© Öhlins Racing AB. All rights reserved.

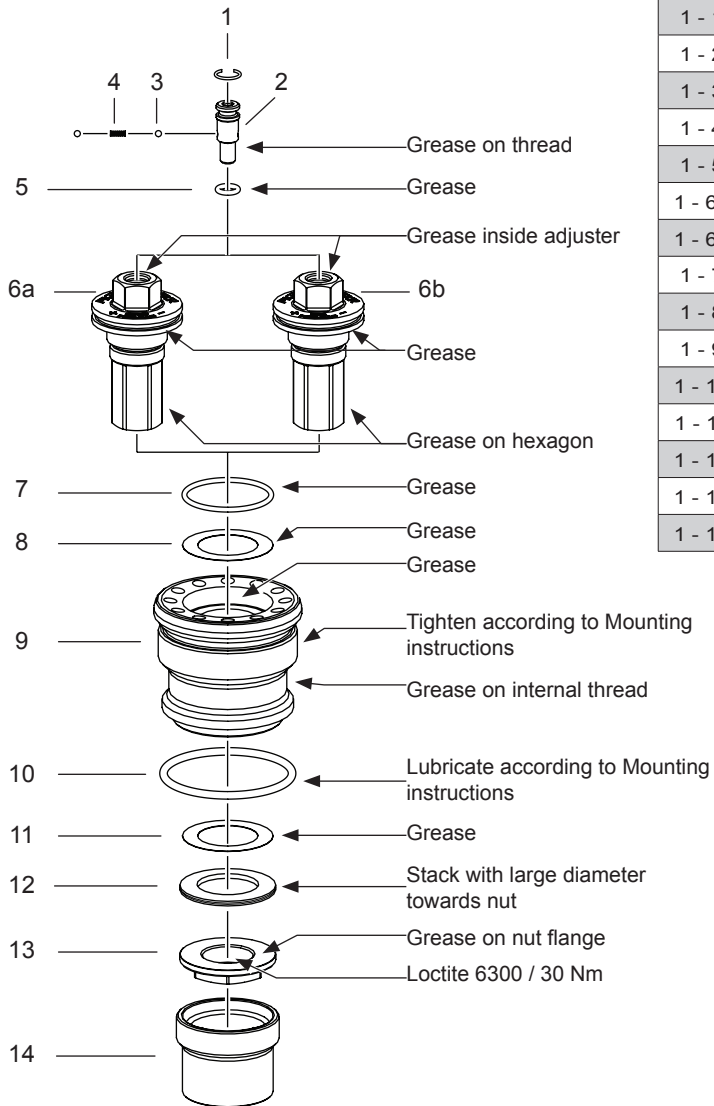
Any reprinting or unauthorized use without the written permission of Öhlins Racing AB is prohibited.

## Special tools

Part number	Description
01797-07	Seal head tool
00727-09	Clamp Ø28
00727-06/12	Clamp Ø34
02810-01	Clip
00146-01	Grease (100 g)
01791-25	Loctite 2400 (50 ml)
01791-23	Loctite 6300 (50 ml)

# SPL FKR 1180

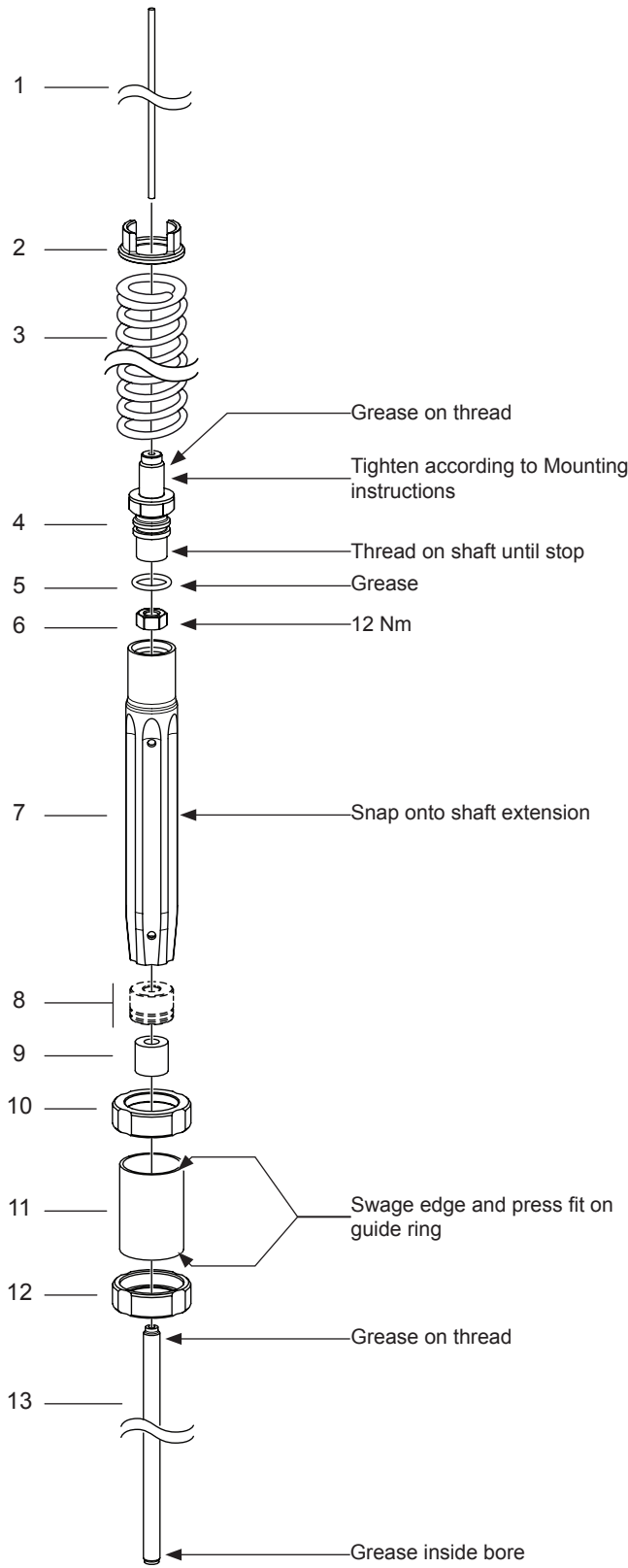
Figure 1 - Top cap



Pos	Part No	Pcs	Description	Notes
1 - 1	01473-01	2	Circlip	
1 - 2	21819-01	2	Adjustment screw	
1 - 3	00884-04	4	Ball	
1 - 4	01474-01	2	Spring	
1 - 5	00577-01	2	O-ring	
1 - 6a	21928-01	1	Adjuster	Compression
1 - 6b	21928-02	1	Adjuster	Rebound
1 - 7	00338-72	2	O-ring	
1 - 8	03309-01	2	Shim	
1 - 9	21932-10	2	Adjustment housing	
1 - 10	00576-02	2	O-ring	
1 - 11	03309-01	2	Shim	
1 - 12	03317-01	8	Spring washer	
1 - 13	03313-01	2	Nut	
1 - 14	03315-01	2	Preload socket	

# SPL FKR 1180

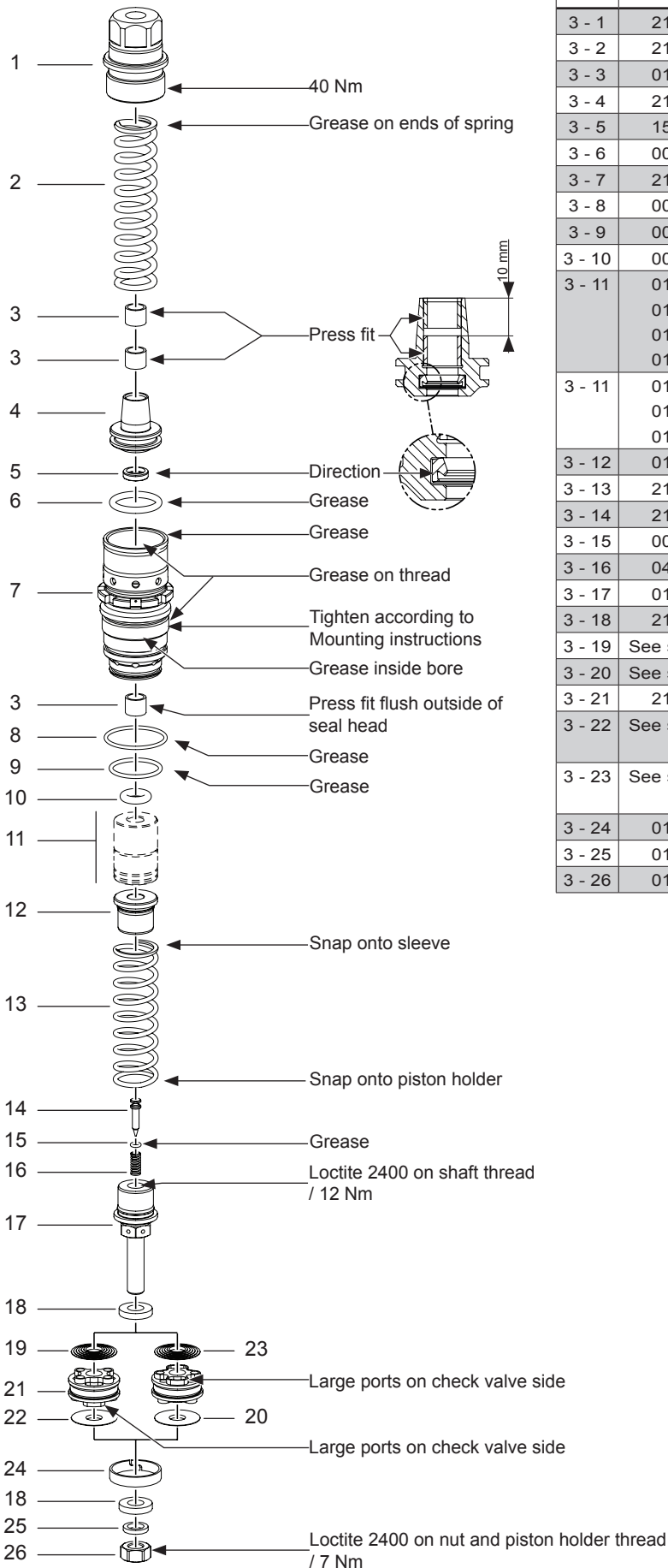
Figure 2 - Shaft assembly



Pos	Part No	Pcs	Description	Notes
2 - 1	15412-24	2	Adjustment rod	
2 - 2	03316-02	2	Spring support	
2 - 3	04744-95	2	Main spring	9,5 N/mm
2 - 3	04744-10	2	Main spring	10,0 N/mm
2 - 3	04744-05	2	Main spring	10,5 N/mm
2 - 4	01901-09	2	Shaft extension	
2 - 5	00338-76	2	O-ring	
2 - 6	00437-09	2	Nut	
2 - 7	21925-01	2	Guide sleeve	
2 - 8	01582-21	2	Spacer 2mm	
2 - 8	01582-23	4	Spacer 10mm	
2 - 9	01580-04	2	Bump rubber	
2 - 10	01438-04	2	Guide ring	
2 - 11	01460-68	2	Preload tube Length 32mm	Standard stroke 120mm
2 - 11	01460-65	2	Preload tube Length 42mm	Optional stroke 130mm
2 - 12	01438-04	2	Guide ring	
2 - 13	21812-16	2	Shaft	

# SPL FKR 1180

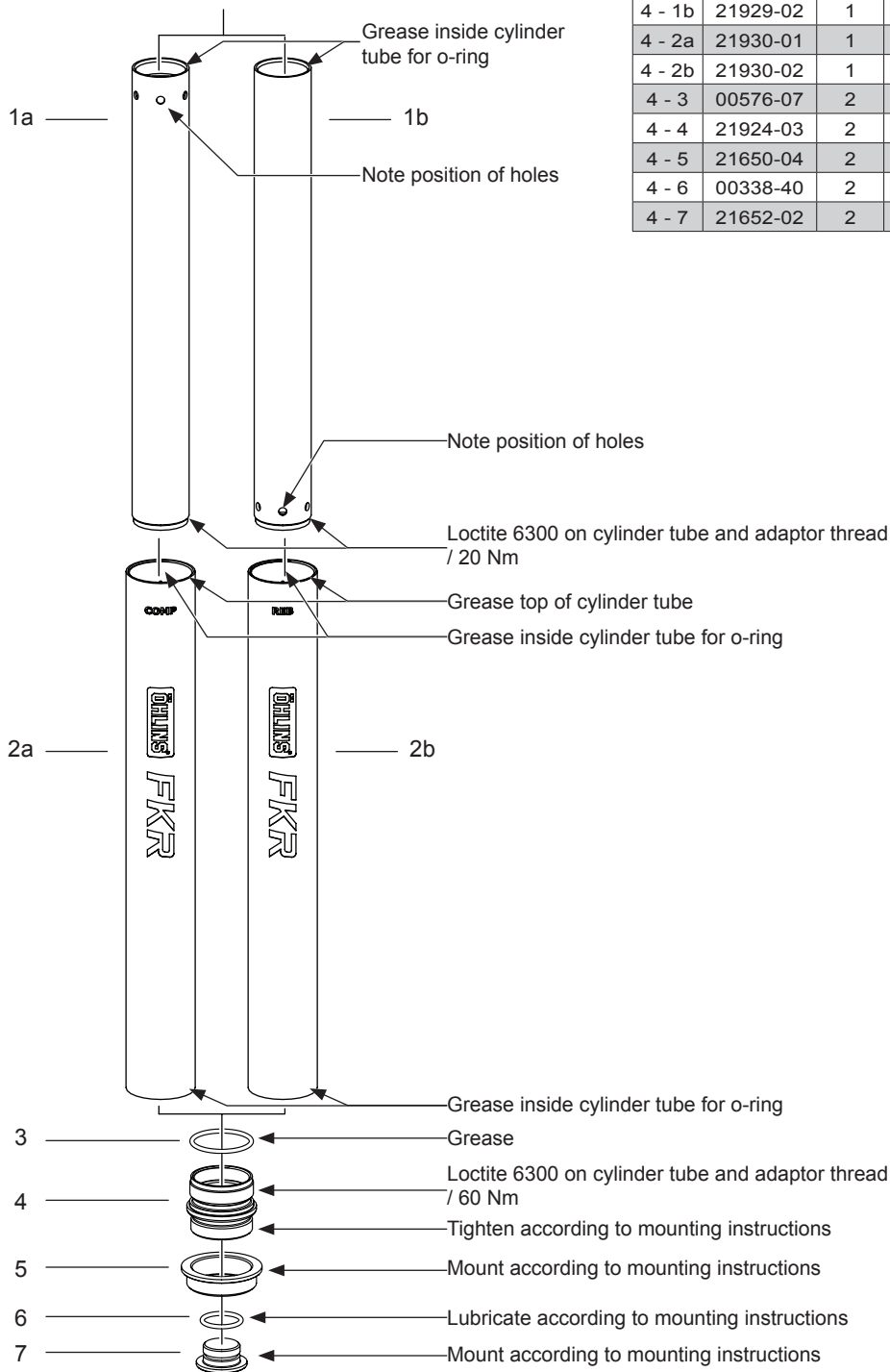
Figure 3 - Seal head and piston assembly



Pos	Part No	Pcs	Description	Notes
3 - 1	21922-01	2	Cap seal head	
3 - 2	21927-01	2	Spring	
3 - 3	01056-09	6	Bushing	
3 - 4	21921-01	2	Piston dividing	
3 - 5	15428-01	2	Seal	
3 - 6	00338-25	2	O-ring	
3 - 7	21920-01	2	Seal head	
3 - 8	00338-72	2	O-ring	
3 - 9	00338-27	2	O-ring	
3 - 10	00638-81	2	O-ring	
3 - 11	01582-21	4	Spacer 2mm	Standard stroke 120mm Spacer total 32mm
	01582-22	2	Spacer 3mm	
	01582-23	2	Spacer 10mm	
	01582-24	2	Spacer 15mm	
3 - 11	01582-21	4	Spacer 2mm	Optional stroke 130mm Spacer total 22mm
	01582-22	2	Spacer 3mm	
	01582-24	2	Spacer 15mm	
3 - 12	01653-09	2	Sleeve	
3 - 13	21733-01	2	Spring	
3 - 14	21813-15	2	Needle	
3 - 15	00338-56	2	O-ring	
3 - 16	04727-09	2	Spring	
3 - 17	01654-15	2	Piston holder	
3 - 18	21926-01	4	Washer	
3 - 19	See spec. card	1	Shim stack	Compression
3 - 20	See spec. card	1	Shim stack	Rebound
3 - 21	21923-01	2	Piston	
3 - 22	See spec. card	1	Check valve shim stack	Compression
3 - 23	See spec. card	1	Check valve shim stack	Rebound
3 - 24	01447-02	2	Piston ring	
3 - 25	01674-01	2	Washer	
3 - 26	01657-01	2	Nut	

**Figure 4 - Cylinder tube assembly**

Pos	Part No	Pcs	Description	Notes
4 - 1a	21929-01	1	Cylinder tube	Compression
4 - 1b	21929-02	1	Cylinder tube	Rebound
4 - 2a	21930-01	1	Cylinder tube	Compression
4 - 2b	21930-02	1	Cylinder tube	Rebound
4 - 3	00576-07	2	O-ring	
4 - 4	21924-03	2	Adaptor	
4 - 5	21650-04	2	Adaptor ring	
4 - 6	00338-40	2	O-ring	
4 - 7	21652-02	2	Plug	



Your Öhlins retailer:

Öhlins Racing AB  
Box 722  
SE-194 27, Upplands Väsby  
Sweden

Phone: +46 (0)8 590 025 00  
Fax: +46 (0)8 590 025 80  
[www.ohlins.com](http://www.ohlins.com)



[www.ohlins.com](http://www.ohlins.com)