

MOUNTING INSTRUCTIONS

⚠ Warning!

It is advisable to have an Öhlins dealer install the shock absorber.

⚠ Warning!

If working on a raised vehicle, ensure it is securely supported so that it will not tip over.

👁 Note!


Before mounting this product clean the vehicle thoroughly.

👁 Note!

When working on this product, always see the Vehicle Service Manual for vehicle specific procedures and important data.

1

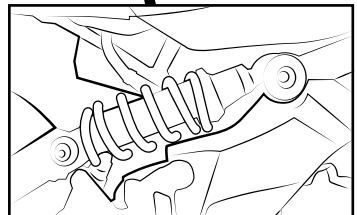

Put motorcycle on the work stand, so that the suspension is without load and wheel barely touches ground.



2

Remove the cover of shock absorber.

Remove the standard shock absorber by loosening the upper and the lower shock absorber bolts.



MOUNTING INSTRUCTIONS

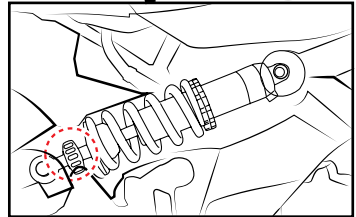

3

Install the Öhlins shock absorber by pointing cylinder head upward.

Tighten the upper and the lower shock absorber bolts.

Reverse all procedures.

3



Note!

Lower the vehicle so that the suspension is slightly compressed before tightening the screws.



Caution!

Ensure that all screws are tightened to the correct torque and that nothing fouls or restricts movement of the shock absorber when the suspension is fully compressed or extended.

ADJUSTMENTS

Warning!

Before riding, always make sure that the basic settings made by Öhlins are according to recommended Set-up Data. Read about adjustments and setting up in the Öhlins Owner's Manual before you make any adjustments. Contact an Öhlins dealer if you have any questions about setting up.



SET-UP DATA

Recommended set-up


Spring Preload 11 mm
Rebound adjuster 14 clicks

Shock absorber data

Length 300 mm
Stroke 50 mm

Spring

Part No 61093-69
Free spring length 150 mm

 Öhlins products are subject to continuous improvement and development, therefore, although these instructions include the most up-to-date information available at the time of printing, minor updates may occur.

To find the latest information contact an Öhlins distributor. Please contact Öhlins if you have any questions regarding the contents in this document.

Part no. MI_KA110017_EN_1
Issued 2014-04-22

© Öhlins Asia Co. Ltd. All rights reserved. Any reprinting or unauthorized use without the written permission of Öhlins Racing AB is prohibited.

Öhlins Asia Co. Ltd
700/937 Moo5, Tambol Nongkhaga,
Amphur Phantong, Chonburi Province
20160 Thailand



www.ohlins.com